
















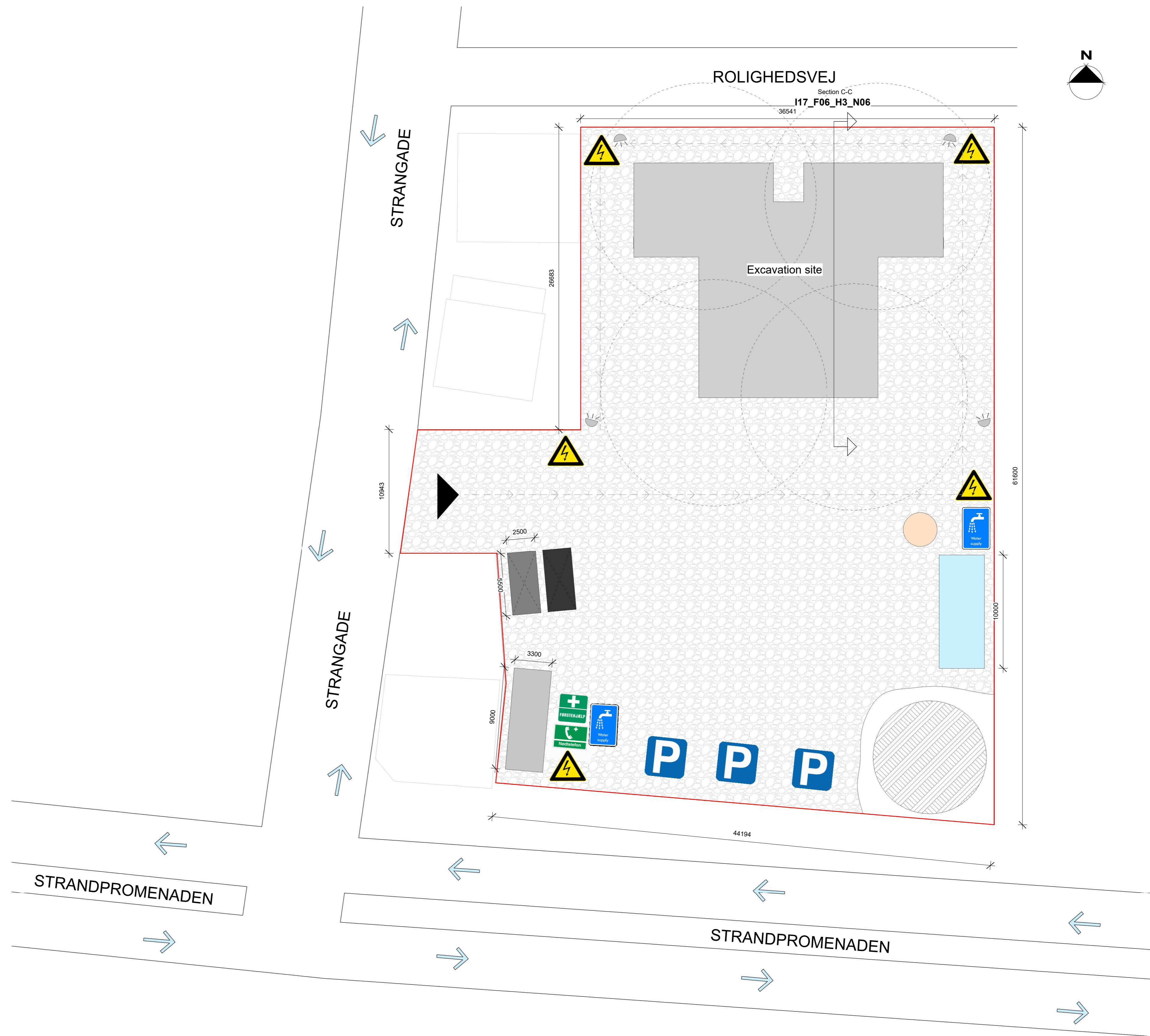


# Legend

-  Main entrance
-  Fence
-  Radius of crane  $\varnothing 10\text{ m}$
-  Crane path
-  Excavation site
-  Compacted gravel
-  Non-combustable waste containers
-  Combustable waste containers
-  Trailers for workers
-  Storage area  
Providing space for needed equipment, temporary guard rails, scaffolding and lights
-  First aid kit
-  Parking
-  Electricity supply
-  Water supply
-  Lamp
-  Mortar mixer
-  Excavated soil



Construction site plan  
1 : 200